


DATA SHEET

SPD with Terminal Connection for Bus Systems

RayDat KNX

D1 • C1 • C2 • C3



IEC/EN Category: D1/C1/C2/C3

Voltages: 110V DC

Max. Operating Voltage: 180V DC

Surge Discharge Ratings: I_n : 5 kA, I_{max} : 10 kA

Series Load Current: 7 A

Housing: Compact Design

Compliance: IEC/EN 61643-21

**Technical Data****RayDat KNX****Electrical**

Number of Protected Pairs		1 (2 conductors)
Nominal Operating Voltage (DC)	U_n	110V
Maximum Continuous Operating Voltage (DC)	U_c	170V
Rated Load Current at 25°C	I_L	7 A
C2 Nominal Discharge Current (8/20 μ s)	I_n	5 kA
Maximum Discharge Current (8/20 μ s)	I_{imp}	1 kA
Residual Voltage at 5 kA (8/20 μ s)	(Line-Ground) U_{res}	< 600V
	(Line-Line)	< 1000V
Response Time Overvoltage Protection	t_A	< 100 ns
Thermal Protection		No
Insulation Resistance of the Protection	R_{iso}	$\geq 1 \text{ G}\Omega$
Serial Resistance per Path	R	< 0.1 Ω
Cut-off Frequency	f_G	50 MHz

Mechanical

Temperature Range		-40 °F to +176 °F [-40 °C to +80 °C]
Line Conductors Cross Section (max.)		20 AWG [0.5 mm ²]
Ground Conductor Cross Section (max.)		18 AWG [0.75 mm ²]
Connecting Conductor Length		5.9" [150 mm]
Degree of Protection IEC/EN 60529		IP20 (built-in)
Housing Material		Thermoplastic; Grey; Extinguishing Degree V-0

Order Information

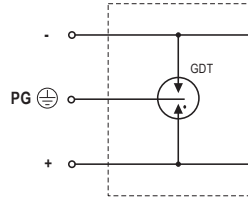
Order Code		
RayDat KNX		127 649

RayDat KNX

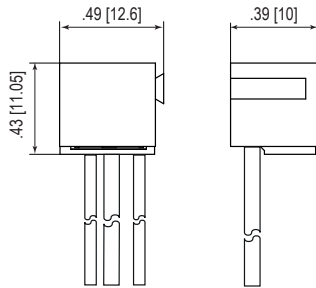
Internal Configuration

Legend

- GDT Gas Discharge Tube
- PG Protective Grounding



Dimensions & Packaging



RayDat KNX

Dimensions

Weight per Unit	.28 oz [8 g]
Packaging Dimensions (Single Unit)	3.1 x .91 x .43" [78 x 23 x 108 mm]
Minimum Package Quantity	12 pieces

inches
[mm]

Information contained in this document is subject to change at any time without notice.

RoHS COMPLIANT  CE